

STRETCH MARK CAMOUFLAGE

Online Course

WELCOME TO OUR WORLD OF BEAUTY



We are one of the largest and most experienced Aesthetic academies in the world with 20+ years of combined staff experience credited by International degrees. Our satisfied, returning customers can vouch for the quality of our Institute. We follow global trends in the services we provide, and strive to create our own trends.

Our team consist of many qualified and highly-skilled trainers who will provide you with professionalism of the highest standard. Over our extensive career history, we've trained as many as 3,000 newly qualified Microblading practitioners worldwide. All our services are performed with extreme care and precision provided by myself and my highly professional staff.

Tatjana Damjanović
Founder & Master trainer



STRETCH MARK CAMOUFLAGE.....

T. Damjanović
TATJANA DAMJANOVIĆ
// Founder & Master Trainer

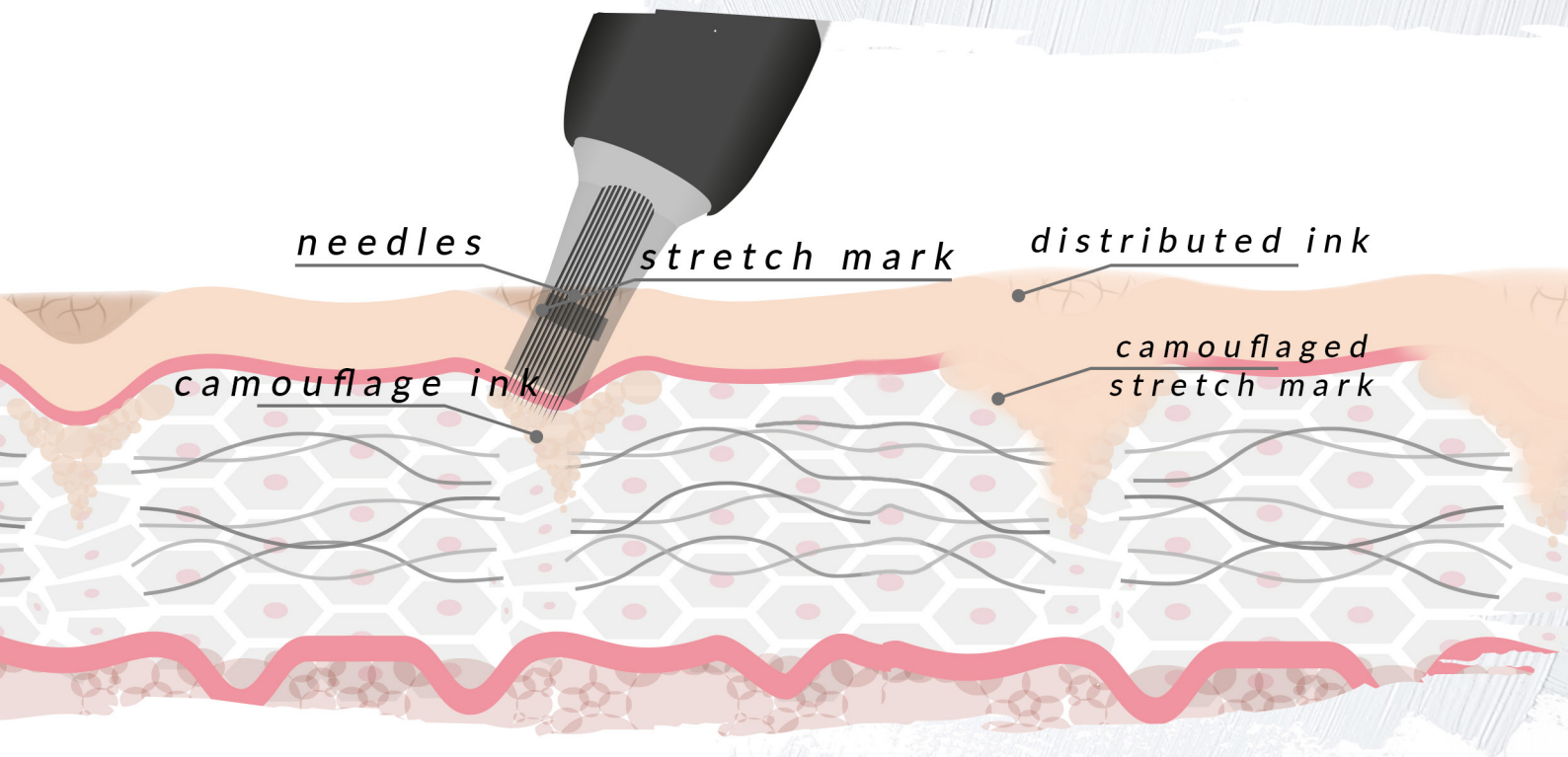
WHY SHOULD YOU CHOOSE OUR ONLINE TRAINING?

- We cover everything from skin layers to hygiene conditions as thorough as we possibly can! Even an experienced esthetician can learn a lot from our course.
- We are experts in pigmentation treatments, because we are performing it over 10 years!
- You will learn how to select the right tone for your client without unnecessary color mixing. Stretch mark camouflage is not a cake recipe, we will teach you the logic behind it.
- Besides the amazing professional set which also includes a device, you will also receive 22 Shade Finder which will help you find the right color for your client. We carefully selected 28 most often skin tones.
- This Online Course was made to help you conquer the treatment ASAP, to get enough practice before you graduate and feel confident to start on your own.
- You receive education from mrs. Tatjana Damjanović, a professional trainer with internationally known reputation



WHAT IS STRETCH MARK CAMOUFLAGE?

- Painless
- No anaesthesia
- No change of pigment



With the use of ur special pigmentation device, we apply flesh or skin colored pigment ink into your stretch marks, scars,c-section scars, self hurt injuries to make them appear as less noticeable as possible.

We glide the needles across the surface of the skin to add a light dispersion of flesh tone color to camouflage the treated area. While the needles are gliding and pigment is being distributed we also activate new collagen production.

TREATED AREAS

- Stretch Marks
- Abdominoplasty Scars
- C-Section scars

- Breast augmentation scars
- Self-inflicted scars
- Skin Discolorations

THE RESULTS ARE OUTSTANDING!



Camouflage performed
on side glutes with
22 Institute pigments that
are iron free.

Treatment time
50 minutes + prep time

Sessions
3 sessions

Price:
\$800-\$1,200



Camouflage performed
on side glutes with
22 Institute pigments that
are iron free.

Treatment time
50 minutes + prep time

Sessions
2 sessions

Price:
\$800-\$1,200

THE RESULTS ARE OUTSTANDING!



Camouflage performed on belly with 22 Institute pigments that are iron free.

Treatment time
50 minutes + prep time

Sessions
2 sessions

Price:
\$500-\$1,300



Camouflage performed on arm scar with 22 Institute pigments that are iron free.

Treatment time
35 minutes + prep time

Sessions
2 sessions

Price:
\$400-\$550

THE PRICELIST

FULL BELLY	\$1,300
GLUTES (FULL)	\$1,200
THIGHS (FULL)	\$900
ARMS (BOTH)	\$1,200
SCARS (BIG)	\$550

PARTLY BELLY	\$550
GLUTES (MEDIUM)	\$800
THIGHS (MEDIUM)	\$660
ARMS (ONE)	\$660
SCARS (SMALL)	\$400

*These are the standard prices calculated based on international variations. Prices can be corrected for your own business and can be even higher.



HOW FAST CAN YOU RETURN THE INVESTMENT?

After completing the course
you practice the technique



Promote technique
to customers
and start a hype




After 2 months you have
your first 6 clients
 $\$500/\text{per client} = \3.000



AFTER 2,5 MONTHS
you have 10 clients

$\$500/\text{per client}$
 $= \$5.000$



AFTER 3 MONTHS
16 clients / month



week 1  $\$500/\text{person}$
 $= \$2.000$

week 2  $\$500/\text{person}$
 $= \$2.000$

week 3  $\$500/\text{person}$
 $= \$2.000$

week 4  $\$500/\text{person}$
 $= \$2.000$

$= \$8.000 / \text{MONTH}$

PROFESSIONAL KIT IS INCLUDED IN THE PRICE



- Professional device • 10 pcs Cartridges • 10pcs Pigment holders
- Marketing USB • Textbook • Training essentials
- All-in-1 After Care cream • 5 pcs Pigments • 22 Shade Finder
- + GRATIS Camouflage finisher



STRETCH MARK CAMOUFLAGE

INSIDE THE ONLINE COURSE



Module 1

INTRODUCTION

Introduction to the Stretch Mark Camouflage treatment

Module 2

ALL ABOUT SKIN

2.1 Skin conditions

Upgrade your knowledge of skin layers and learn in which layer we insert the pigments. By learning about stretch marks & scars you will know when to treat and what can occur during the treatment.

Module 3

CAMOUFLAGE TREATMENT

Which areas we treat, the importance of good pictures, marketing lectures are just a few features of Module 3.

Module 4

DEVICE PRESENTATION

4.1 Needle depth & angles

Module 4 is one of the most important ones. You will learn how to use your device, set up the needle and how to hold the device – and yes, it matters how you hold it.

Module 5

CAMOUFLAGE TECHNIQUES

Lining, pixel, fade out..we named just 3 of 7 presented techniques that will upgrade your knowledge not just for camouflage, but also for other techniques.

Module 6

PIGMENTATION & COLORIMETRY

6.1 Pigment stages & effects on it

6.2 Skin colors & undertones

6.3 Inorganic & organic pigments

6.4 Camouflage pigments

6.5 Camouflage finisher

6.6 The right mixtures for skin tones

What is the secret of Camouflage treatment? That is the most often question we get. The secret is you master the color theory and... well, you will just have to see it for yourself.

Module 7

HYGIENE CONDITIONS

How to safely perform this treatment is our first priority. We made sure this section is interesting as much as others.

Module 8

HEALING AFTER TREATMENTS

When you finish with the treatment 60% of the work is done. 40% still need to happen in next 30 days of healing phase.

Module 9

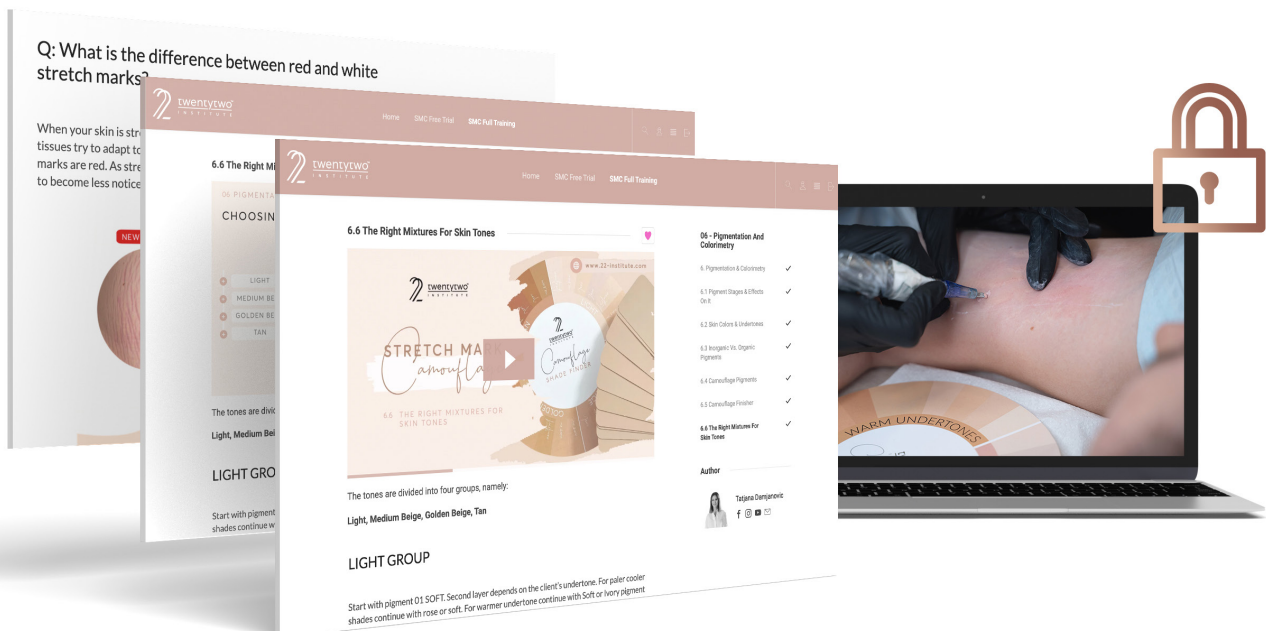
FAQ

Answers to all of your questions! ...If you will have any when you are done watching this online course.

Module 10

PRACTICAL PART WITH LIVE TREATMENTS

We are constantly adding new videos of treated areas like belly, buttocks, arms, breasts, etc.



Apply for free trial!

CHECK YOUR EMAIL

STRETCH MARK CAMOUFLAGE



LIKE WHAT YOU SEE?

Login in FREE trial.

www.22-institute.com
www.shop.22-institute.com